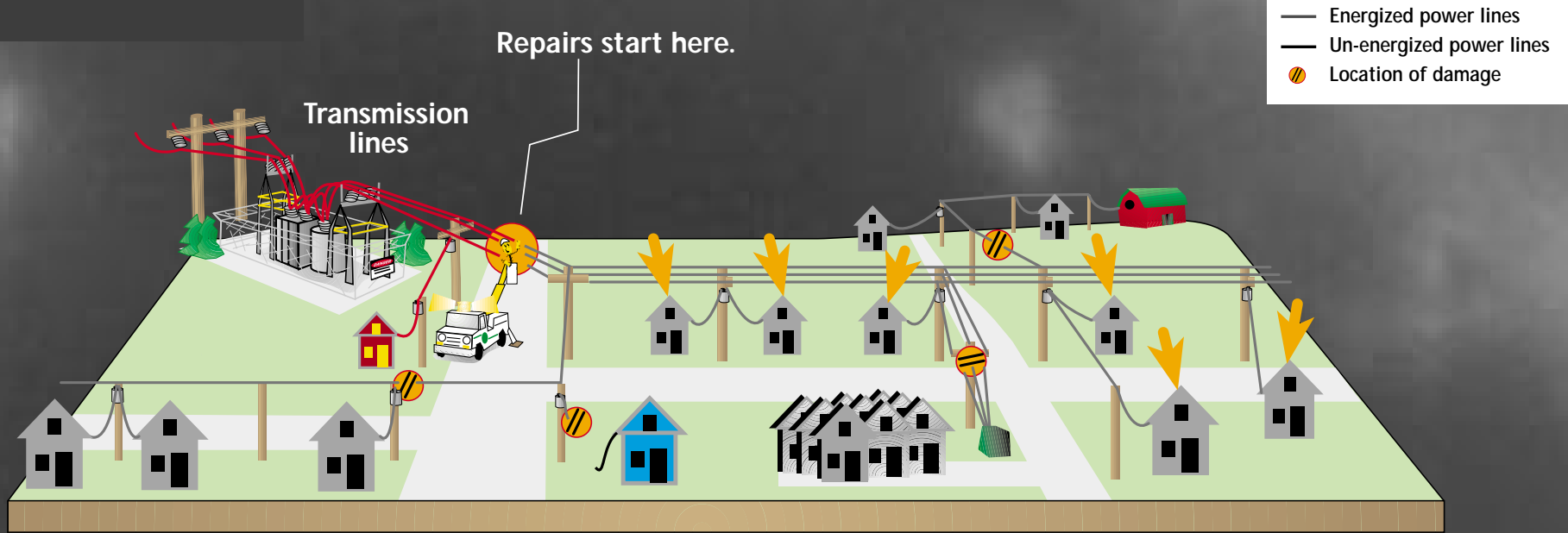


# STEP 1

*"All repairs start with the main line."*

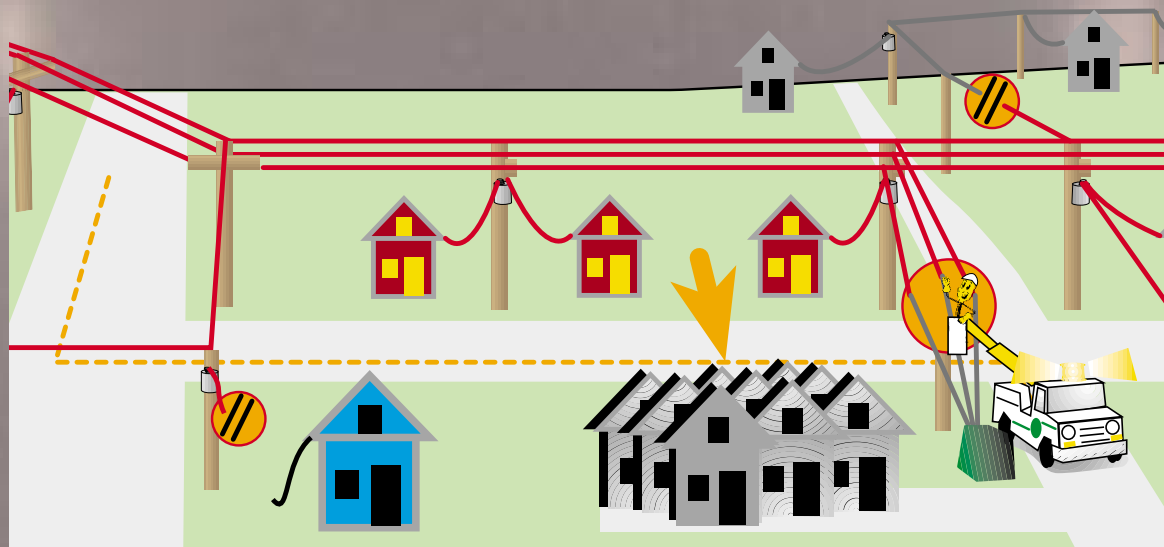


The substation is energized but a main distribution line is damaged near the substation, leaving most members without power. All repairs start with the main line. A large number of members (shown with orange arrows) will have power returned once the main line is fixed. All other repairs would be pointless until this line is restored as it feeds all the other lines.

# STEP 2

*“With the main line restored, the line crew can isolate other damage.”*

- Energized power lines
- Un-energized power lines
- Location of damage

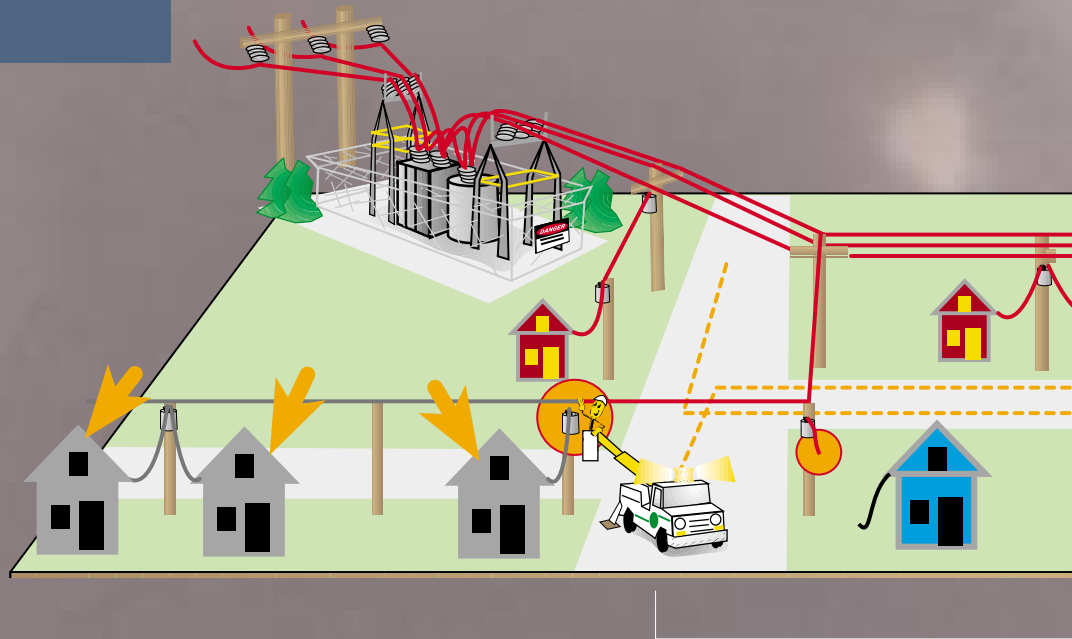


One stop and an entire subdivision has power again.

With the main line restored (now shown in red), the line crew can isolate other damage and prioritize repairs. Though a couple of repairs were closer, fixing the line that serves this subdivision down the road will get a larger number of consumers on more quickly.

# STEP 3

*"To fix this tap line will restore electricity to the three homes."*



- Energized power lines
- Un-energized power lines
- ⚡ Location of damage

Back down the road, the crew makes one repair and restores power to this stretch of line.

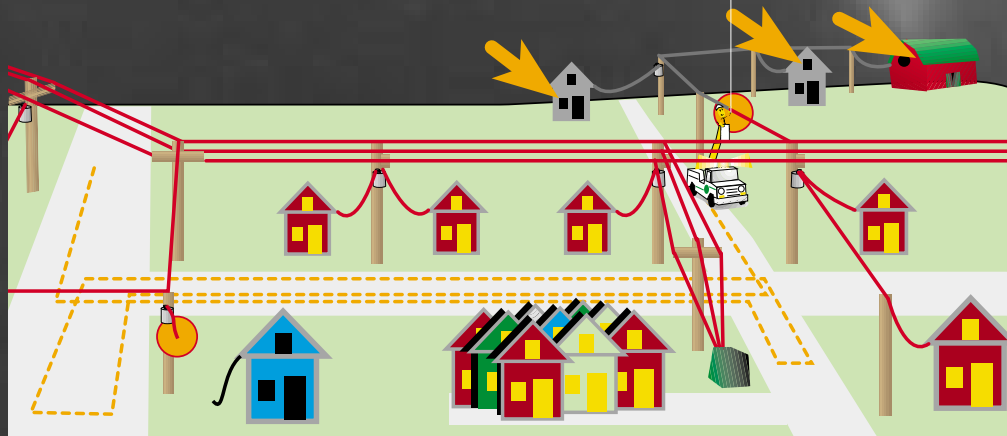
Moving back down the road to fix this tap line will restore electricity to the three homes marked with arrows.

# STEP 4

*“A smaller tap line...is next on the list for the line crew.”*

This repair restores power to these homes and this farm.

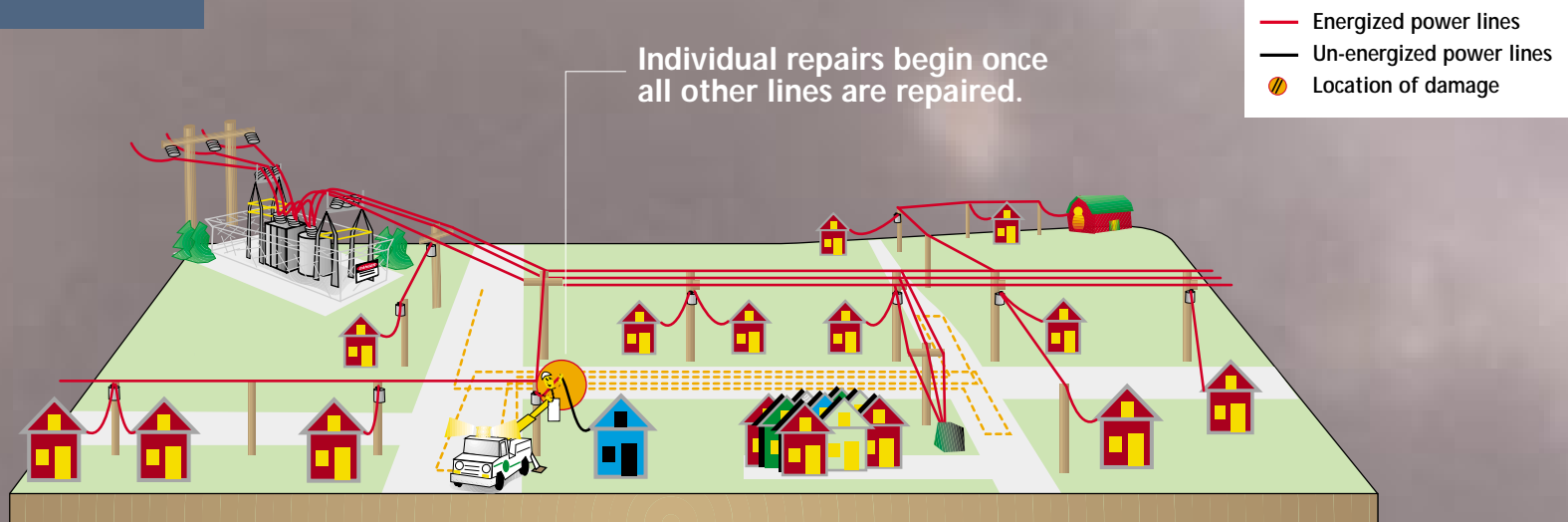
- Energized power lines
- Un-energized power lines
- ⦿ Location of damage



A smaller tap line serving a number of homes and the farm on the hill is next on the list for the line crew. The move probably doesn't make the folks in the blue house too happy. They've seen the crew driving by their home and working right across the road. They see lights in homes of all their neighbors but they don't have power. That's because even though electricity is coming to their pole (that happened with the first repair in Step 1), the service line from their pole to their meter is damaged. Individual repairs come after all distribution and tap lines are restored.

# STEP 5

*“Take care of individual repairs last.”*



Only after the tap lines are repaired does the crew start work on individual service lines. The crew has been past the blue home three times and could have stopped to restore power anytime after the first main line was repaired and electricity was flowing to the pole nearby. But it's not fair to other members for a crew to spend hours fixing one outage, when the crew can move down the road and restore power to dozens of homes in the same amount of time.